

Questionnaire technique/situation

**1. Where is the product going to be installed?**



- In the pool?

What is the water depth of the pool? .....

Is the floor of the pool sloping?  Yes  No

If so, what is the slope of the pool? .....

..... °

..... %

..... cm

- Next to the pool?

Is the floor next to the pool sloping?  Yes  No

If so, what is the slope of the floor? .....

..... °

..... %

..... cm

- At an edge?

If so, what are the dimensions? Height .....

Width .....

**2. Is the product going to be indoor or outdoor?**

- Indoor
- Outdoor

**3. Of which material consists the surface were the product is being placed?**

- Concrete
- Tiles
- Liner
- Otherwise, namely .....

**4. With which diameter is the water connection provided?**

The water connection has a diameter of Ø .....

Is the water connection made of PVC?  Yes  No

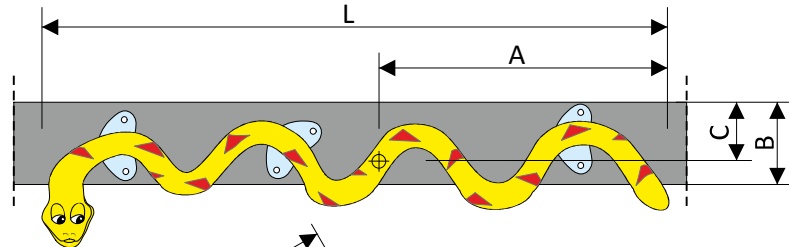
Otherwise, namely .....

**5. Do you want the head of the snake on the left or right side?**

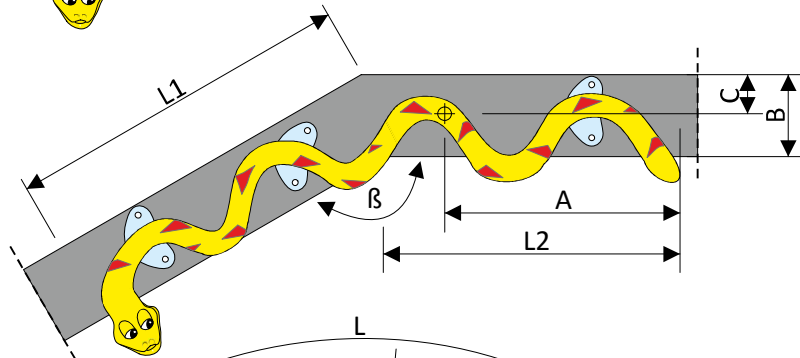
- Left side
- Right side

6. Which type of snake do you prefer?

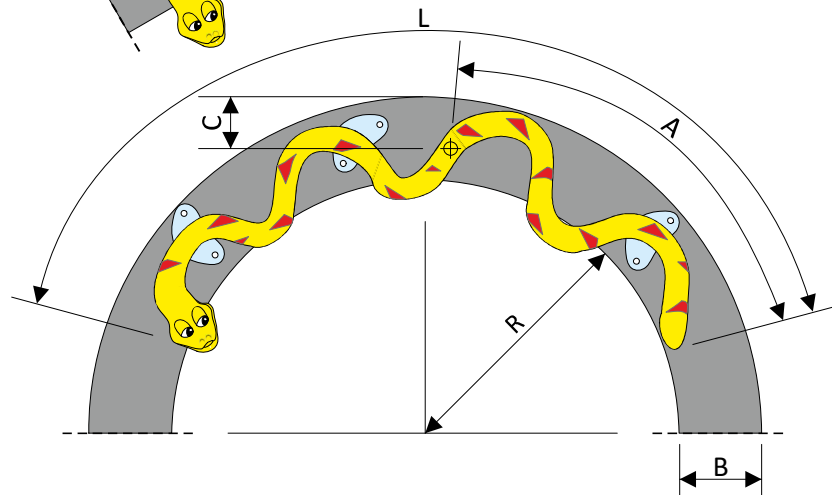
Type 1



Type 2



Type 3



7. What are the dimensions?

- |            |    |   |
|------------|----|---|
| A = .....  | cm | Place water connection, from the tail           |
| B = .....  | cm | Width of the pools edge                         |
| C = .....  | cm | Place of the water connection in the pools edge |
| L = .....  | cm | Length of the snake                             |
| L1 = ..... | cm | Length of the snake prior to the curve          |
| L2 = ..... | cm | Length of the snake after the curve             |
| β = .....  | cm | Angle in the pools edge                         |
| R = .....  | cm | Radius of the curve (radius = ½ diameter)       |

Date: .....

Name: .....

Signature: