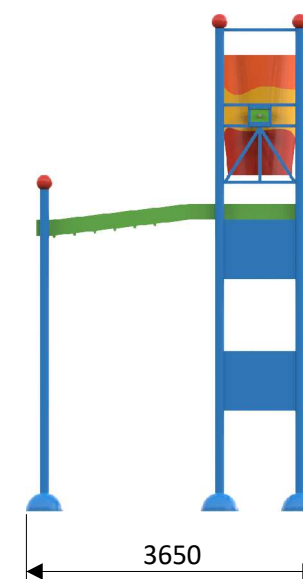
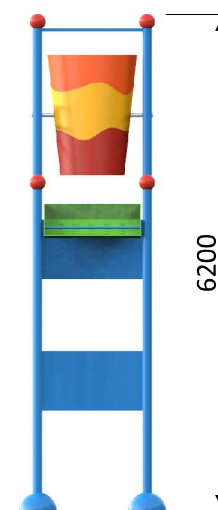
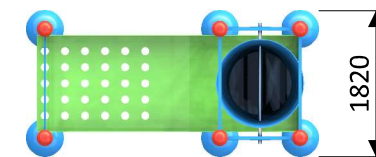


Tumble tower XL: 1110 9848



Water connection	2 x Ø32 mm (PVC DN 25)
Water consumption	12 m ³ /h
Water pressure	1,5 - 2 bar
Max. waterdepth	500 mm
Mounting	Aqua Drolics System B + E
Place of spout nozzles	In the red balls on the two rear posts
Suitable for	Toddlers, children, youth